










### ■ Single Row Vertical SMT (TYPE VV) Ordering Guide

■ Series	■ # of Contacts	■ Termination Type	■ Shell Material and Finish	■ Options
■ <b>MBPS</b> Male (Pin Connector)	<b>05</b> <b>09</b> <b>15</b> <b>21</b> <b>25</b> <b>31</b> <b>37</b> <b>51</b>	<b>VV</b> Vertical Surface Mount 	 <b>N</b> Aluminum Shell, Electroless Nickel Plated  <b>CD</b> Aluminum Shell, Cadmium Plated  <b>B</b> Aluminum Shell, Black Anodized  <b>S</b> Stainless Steel Shell, Passivated  <b>T</b> Titanium Shell Unplated	<b>ETH</b> End Threaded Hole, #0-80  <b>HTE</b> High Temp. Epoxy  <b>RH</b> RoHS COMPLIANT 

#### Examples



MBPS-25-VV-N-ETH



MBSS-37-VV-N-ETH-HTE

### ■ Vertical Surface Mount Bi-Lobe® Mass Chart (estimated +/- 10%)

	Pin Count	Male Aluminum	Male Titanium	Male Stainless Steel	Female Aluminum	Female Titanium	Female Stainless Steel
■	5	.40 g	.63 g	1.05 g	.38 g	.62 g	1.05 g
■	9	.50 g	.77 g	1.25 g	.45 g	.72 g	1.21 g
■	15	.65 g	.97 g	1.54 g	.57 g	.88 g	1.45 g
■	21	.80 g	1.17 g	1.84 g	.68 g	1.04 g	1.68 g
■	25	.90 g	1.30 g	2.03 g	.75 g	1.14 g	1.84 g
■	31	1.04 g	1.50 g	2.33 g	.87 g	1.30 g	2.08 g
■	37	1.19 g	1.70 g	2.63 g	.98 g	1.46 g	2.32 g
■	51	1.54 g	2.17 g	3.31 g	1.24 g	1.82 g	2.88 g