










### ■ Single Row Pre-Wired (TYPE WD) Ordering Guide

■ Series	■ # of Contacts	■ Termination Type	■ Wire Length	■ Shell Material and Finish	■ Options
■ <b>MBPS</b> Male (Pin Connector)	<b>05</b> <b>09</b> <b>15</b> <b>21</b> <b>25</b> <b>31</b> <b>37</b> <b>51</b>	<b>WD</b> Pre-Wired	<b>XX.X</b> Length in Inches	 <b>N</b> Aluminum Shell, Electroless Nickel Plated  <b>CD</b> Aluminum Shell, Cadmium Plated  <b>B</b> Aluminum Shell, Black Anodized  <b>S</b> Stainless Steel Shell, Passivated  <b>T</b> Titanium Shell Unplated	<b>ETH</b> End Threaded Hole, #0-80 (Socket Only)  <b>EJS</b> End Jackscrew (Pin Only)  <b>C</b> Color Coded  <b>HTE</b> High Temp. Epoxy 

#### Examples



MBPS-25-WD-18.0-N-EJS-C



MBSS-31-WD-3.0-N-ETH-C-HTE

**RH**  
RoHS  
COMPLIANT



### ■ Pre-Wired Bi-Lobe® Mass Chart (estimated +/- 10%)

■ Pin Count	Male Aluminum	Male Titanium	Male Stainless Steel	Female Aluminum	Female Titanium	Female Stainless Steel	Additional Mass of 30 AWG Wire (g/in)
■ 5	.42 g	.53 g	.72 g	.36 g	.59 g	1.00 g	.12 g
■ 9	.49 g	.62 g	.85 g	.43 g	.69 g	1.16 g	.22 g
■ 15	.59 g	.75 g	1.05 g	.54 g	.85 g	1.40 g	.37 g
■ 21	.69 g	.88 g	1.24 g	.65 g	1.00 g	1.64 g	.52 g
■ 25	.75 g	.97 g	1.37 g	.72 g	1.10 g	1.80 g	.62 g
■ 31	.85 g	1.10 g	1.56 g	.82 g	1.26 g	2.04 g	.77 g
■ 37	.95 g	1.23 g	1.75 g	.93 g	1.41 g	2.28 g	.92 g
■ 51	1.18 g	1.54 g	2.20 g	1.18 g	1.78 g	2.85 g	1.27 g