







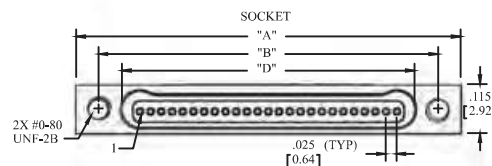
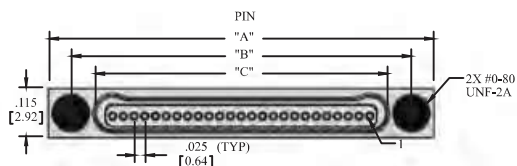


### Single Row Jumpers (TYPE JU)

Series	# of Contacts	Connection Type End 1 and 2	Termination Type	Wire Length	Shell Material and Finish	Options
JUM Jumper	09 15 21 25 31 37 51 65	MNSO Female (Socket Connector)  MNPO Male (Pin Connector)	WD Pre-Wired PTFE  WC Cable	XX.X Length in Inches	 <b>N</b> Aluminum Shell, Electroless Nickel Plated  <b>CD</b> Aluminum Shell, Cadmium Plated  <b>B</b> Aluminum Shell, Black Anodized  <b>S</b> Stainless Steel Shell, Passivated  <b>T</b> Titanium Shell Unplated	<b>ETH</b> End Threaded Hole, #0-80 <b>EJS</b> End Jackscrew (Pin Only) <b>HTE</b> High Temp. Epoxy <b>C</b> Color Coded   <b>RH</b> RoHS COMPLIANT 



JUM-25-MBPS-MBSS-WD-2.0-ETH-EJS-C



### English (IN)

CONTACTS	"A"	"B"	"C"	"D"
5	0.400	0.295	0.184	0.185
9	0.500	0.395	0.284	0.285
15	0.650	0.545	0.434	0.435
21	0.800	0.695	0.584	0.585
25	0.900	0.795	0.684	0.685
31	1.050	0.945	0.834	0.835
37	1.200	1.095	0.984	0.985
51	1.550	1.445	1.334	1.335

### Metric (mm)

"A"	"B"	"C"	"D"
10.16	7.49	4.67	4.70
12.70	10.03	7.21	7.24
16.51	13.84	11.02	11.05
20.32	17.65	14.83	14.86
22.86	20.19	17.37	17.40
26.67	24.00	21.18	21.21
30.48	27.81	24.99	25.02
39.37	36.70	33.88	33.91