










■ Dual Row Pre-Wired (TYPE WD) Ordering Guide

■ Series	■ # of Contacts	■ Termination Type	■ Wire Length	■ Shell Material and Finish	■ Options
■ MNPO Male (Pin Connector)	09 15 21 25 31 37 51 65	WD Pre-Wired PTFE	XX.X Length in Inches	 N Aluminum Shell, Electroless Nickel Plated  CD Aluminum Shell, Cadmium Plated  B Aluminum Shell, Black Anodized  S Stainless Steel Shell, Passivated  T Titanium Shell Unplated	ETH End Threaded Hole, #0-80  EJS End Jackscrew (Pin Only)  C Color Coded  HTE High Temp. Epoxy 

Examples



MNPO-25-WD-6.0-N-EJS-C



MNSO-25-WD-15.0-N-ETH-C-HTE

RH
RoHS
COMPLIANT



■ Teflon Wired Bi-Lobe® Mass Chart (estimated +/- 10%)

■ Pin Count	Male Aluminum	Male Titanium	Male Stainless Steel	Female Aluminum	Female Titanium	Female Stainless Steel	Additional Mass of 30 AWG Wire (g/in)
■ 09	.42 g	.54 g	.71 g	.39 g	.59 g	.97 g	.22 g
■ 15	.48 g	.60 g	.78 g	.43 g	.65 g	1.06 g	.37 g
■ 21	.53 g	.65 g	.85 g	.47 g	.71 g	1.14 g	.52 g
■ 25	.56 g	.69 g	.90 g	.50 g	.75 g	1.20 g	.62 g
■ 31	.62 g	.74 g	.98 g	.54 g	.81 g	1.28 g	.77 g
■ 37	.67 g	.79 g	1.05 g	.58 g	.86 g	1.36 g	.92 g
■ 51	.79 g	.92 g	1.22 g	.68 g	1.00 g	1.56 g	1.27 g
■ 65	.92 g	1.04 g	1.39 g	.78 g	1.13 g	1.76 g	1.62 g