










■ Dual Row Flex Tail (TYPE FF) Ordering Guide

■ Series	■ # of Contacts	■ Termination Type	■ Shell Material and Finish	■ Options
■ MNPO Male (Pin Connector)	09 15 21 25 31 37 51 65	FF Flex Mount 	 N Aluminum Shell, Electroless Nickel Plated  CD Aluminum Shell, Cadmium Plated  B Aluminum Shell, Black Anodized  S Stainless Steel Shell, Passivated  T Titanium Shell Unplated	ETH End Threaded Hole,#0-80  EJS End Jackscrew (Pin Only)  HTE High Temp. Epoxy 

Examples



MNPO-25-FF-N-EJS



MNSO-37-FF-N-ETH

RH
RoHS
COMPLIANT



■ Flex Bi-Lobe® Mass Chart (estimated +/- 10%)

■ Pin Count	Male Aluminum	Male Titanium	Male Stainless Steel	Female Aluminum	Female Titanium	Female Stainless Steel
■ 09	.42 g	.51 g	.67 g	.33 g	.52 g	.86 g
■ 15	.47 g	.57 g	.75 g	.39 g	.59 g	.96 g
■ 21	.53 g	.63 g	.83 g	.44 g	.66 g	1.06 g
■ 25	.56 g	.68 g	.88 g	.48 g	.71 g	1.12 g
■ 31	.62 g	.74 g	.97 g	.54 g	.78 g	1.22 g
■ 37	.67 g	.80 g	1.05 g	.59 g	.85 g	1.32 g
■ 51	.79 g	.95 g	1.24 g	.72 g	1.02 g	1.55 g
■ 65	.92 g	1.10 g	1.43 g	.86 g	1.19 g	1.78 g